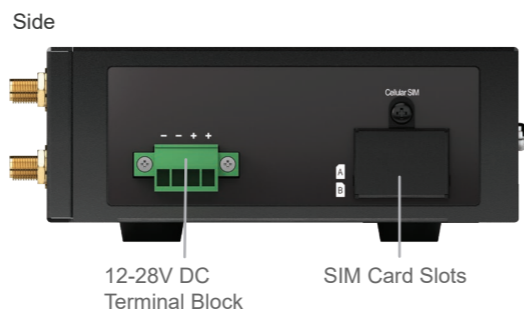




Specifications

MAX BR1 Pro	
WAN Interface	1x GE 1x Embedded LTE Modem with Redundant SIM Slots
LAN Interface	4x GE
Drop-in Mode	●
Wi-Fi Interface	802.11a/n or b/g/n 300Mbps
Router Throughput	120Mbps
Recommended Users	60
LTE Modem	Downlink/Uplink Datarate: 150Mbps/50Mbps
LTE-A Modem	Downlink/Uplink Datarate: 300Mbps/50Mbps
Antenna Connector	2x SMA Cellular, 2x Wi-Fi, 1x SMA GPS
Power Input	Device: 12V – 28V DC AC Adapter: AC Input 100V – 240V / DC Output 12V Terminal Block: 12V – 28V DC
Power Consumption	24W (max.)
Dimensions	5.1 x 4.3 x 1.6 inches 130 x 110 x 41 mm
Weight	1.2 pounds 515 grams
Operating Temperature	-40° – 149°F -40° – 65°C
Humidity	15% – 95% (non-condensing)
Certifications	FCC, CE, RoHS IC: 20682-P1930LITER5
Warranty	1-Year Limited Warranty
Package Content	MAX BR1 Pro, 12V2A Power Supply (ACW-632), 2x Wi-Fi Dual Band Antenna (ACW-341), 1x GPS Antenna (ACW-232), 2x LTE Antennas (ACW-813), 4pin Terminal Block Connector, Rubber Foot Pad set



MAX BR1 Pro

Versatile Single Cellular Router with High Port Capacity

Connect Everything,
Affordably

The BR1 Pro features 4x GE LAN ports to connect your wired clients, and Wi-Fi LAN to connect your wireless ones. All this in a rugged DIN mount compatible enclosure.



Fits Anywhere

At 5.1 x 4.3 x 1.6 inches, the BR1 Pro can fit into tight spaces. It can also be mounted on DIN rails from different angles, so it fits anywhere that the rails can be installed.



Mobile Ready

The BR1 Pro can accept power via a terminal block and is equipped with GPS. It also supports Ignition Sense, enabling it to power up or down depending on the vehicle's ignition status.



Ordering Information

	Product Code	Carrier	4G Bands	3G Bands
LTEA	MAX-BR1-PRO-LTEA-W-T	Worldwide/ CAT-6	FDD LTE: B1, B2, B3, B4, B5, B7, B8, B12, B13, B20, B25, B26, B29, B30, B41	WCDMA/HSPA+/DC-HSPA+: B1, B2, B3, B4, B5, B8, B29, B30, B41
	MAX-BR1-PRO-LTEA-P-T	Asia Pacific/ CAT-6	4G LTE-A: B1, B3, B5, B7, B8, B18, B19, B21, B28, B38, B39, B40, B41	WCDMA/HSPA+/DC-HSPA+: B1, B5, B8, B9, B19 UMTS: B6 TD-SCDMA: B39
LTE	MAX-BR1-PRO-LTE-E-T	Europe/ International/ CAT-4	4G LTE: B1, B3, B5, B7, B8, B20, B38, B40, B41	WCDMA/HSPA+/DC-HSPA+: B1, B5, B8

Custom Options

Product Code	Description
MAX-BR1-ADV	Advanced Feature Package includes a software license key for Advanced Car-Fi Roaming and SpeedFusion/IPSec X.509 Certification Support
PVN-LC-05	Enables up to 5 PepVPN peers
ACW-DIN-M2MS	DIN Rail mount kit that fits the BR1 M2M, BR1 Slim, BR1 Pro, SFE and UBR LTE
ANT-MB-22G-S-W-6	5-in-1 Cellular and Wi-Fi Antenna System with GPS Receiver (White)
ANT-MB-22G-S-B-6	5-in-1 Cellular and Wi-Fi Antenna System with GPS Receiver (Black)

Easy to Deploy

Set up the BR1 Pro without changing the network configuration of your other devices. Use InControl to manage your whole network from any web browser.

